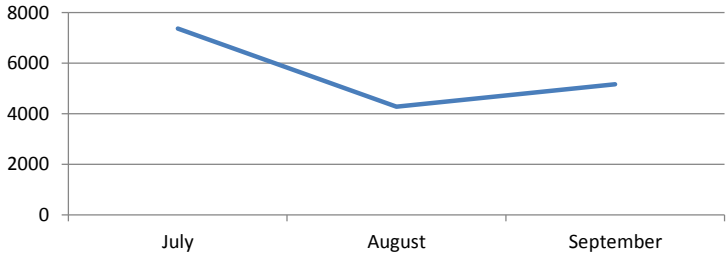


KPI	Detail	Baseline (annual)	July			Aug			Sept			Oct		
			Baseline	Target	Actual	Baseline	Target	Actual	Baseline	Target	Actual	Baseline	Target	Actual
1	Number of Visits to Core Libraries and Mobile Library Services in a Contract year	1,460,947	135,604	142,384	126,662	127,110	133,466	140,900	129,220	135,681	134,365	136,759	143,597	
2	Percentage of scheduled events at Core Libraries in a Contract Year which are delivered	100%	100%	100%	100%	100%	100%	100%	100%	100%	100%	100%	100%	
3	Number of hours of use of access to the internet from public access computers in Core Libraries and Mobile Library vehicles in a Contract year	150,962	14,764	15,502	12,841	13,054	13,707	13,353	13,597	14,276	13,243	13,645	14,327	
4	Number of hours of Wi-fi Use in a Contract Year	Not available	Not available	Not available	Not available	Not available	Not available	Not available	Not available	Not available	Not available	Not available	Not available	
5	Number of visits to the library website in a Contract Year	353,419	29,991	31,490.55	30,417	30,683	32,217.15	32,450.00	29,194.00	30,653.70	31,223.00	30,433.00	31,954.65	
6	Total number of Stock Issues across Core Libraries, Mobile Libraries and E services	1,687,251	147,371	150,318	130,189	148,594	151,566	144,341	154,362	157,449	125,777	155,306	158,412	
7	Percentage of books Requested delivered within 7 days	65%	65%	65%	73%	65%	65%	73%	65%	65%	71%	65%	65%	
8	Percentage of books Requested delivered within 15 days	75%	75%	75%	85%	75%	75%	86%	75%	75%	83%	75%	75%	
9	Percentage of books Requested delivered within 30 days	85%	85%	85%	90%	85%	85%	90%	85%	85%	87%	85%	85%	
10	Percentage of mobile library stops scheduled in any Contract Year which are delivered	100%	100%	100%	94% *	100%	100%	99% **	100%	100%	95%	100%	100%	
11	Aggregate number of hours of Community Use at all Core Libraries	1618	72	75.6	336.2	72	75.6	210.6	185	194.25	267.6	185	194.25	

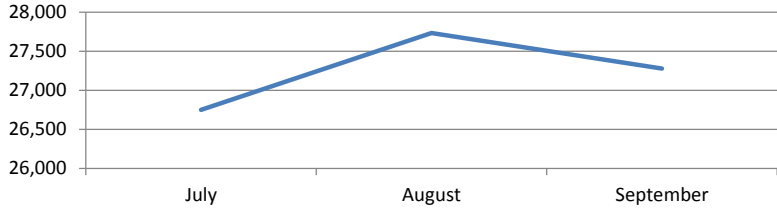
KPI Not Achieved  
 KPI Achieved or Exceeded

MI	Detail	July	August	September	October	November	December	January	February	March
1	Total number attending library activities in a Contract Year and per activity	7371	4278	5167						
2	Number of Unique Active Users in aggregate in a Contract Year across the Core Libraries, Mobile Library Services and E-Services	26,748	27,733	27,278						
3	Number of Home Library Service Active Users in a Contract Year	329	373	388						
4	Percentage of Community Library Opening Hours as advertised on 1 April for the relevant Contract Year during which the Community Libraries are open	94%	95%	98%						

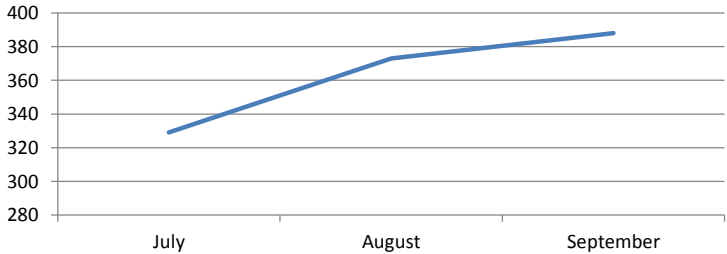
**Total number attending library activities in a Contract Year and per activity**



**Number of Unique Active Users in aggregate in a Contract Year across the Core Libraries, Mobile Library Services and E-Services**



**Number of Home Library Service Active Users in a Contract Year**



**Percentage of Community Library Opening Hours during which the Community Libraries are open**

